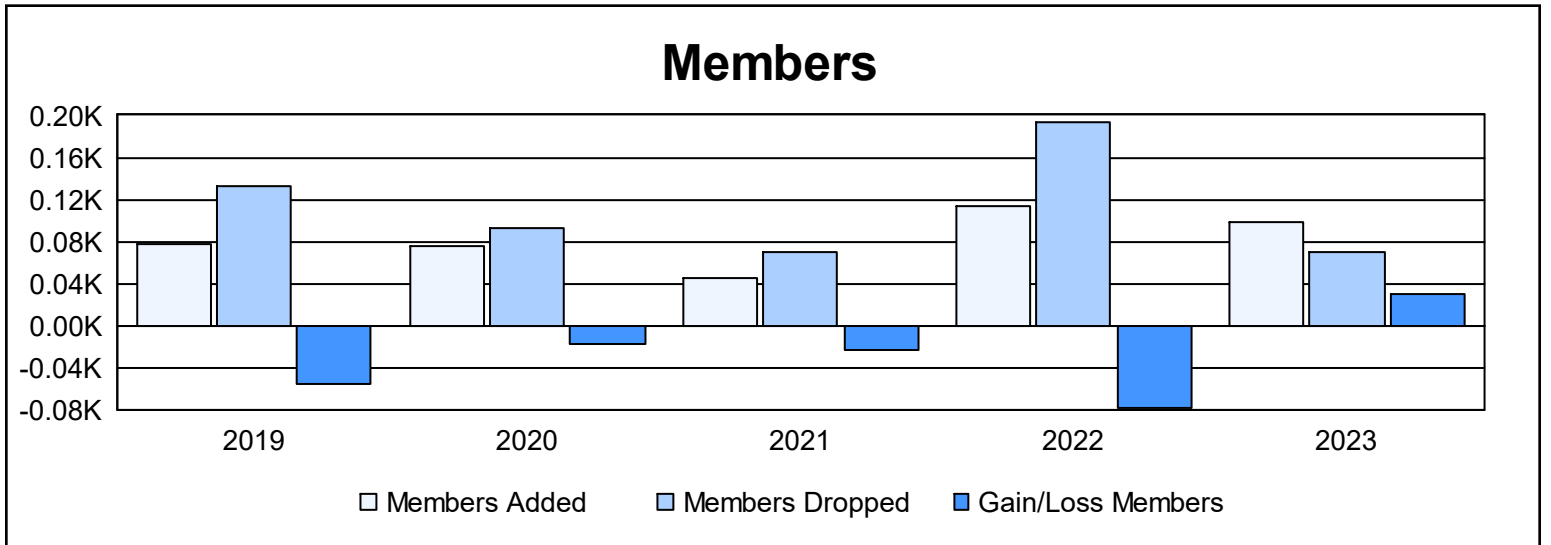
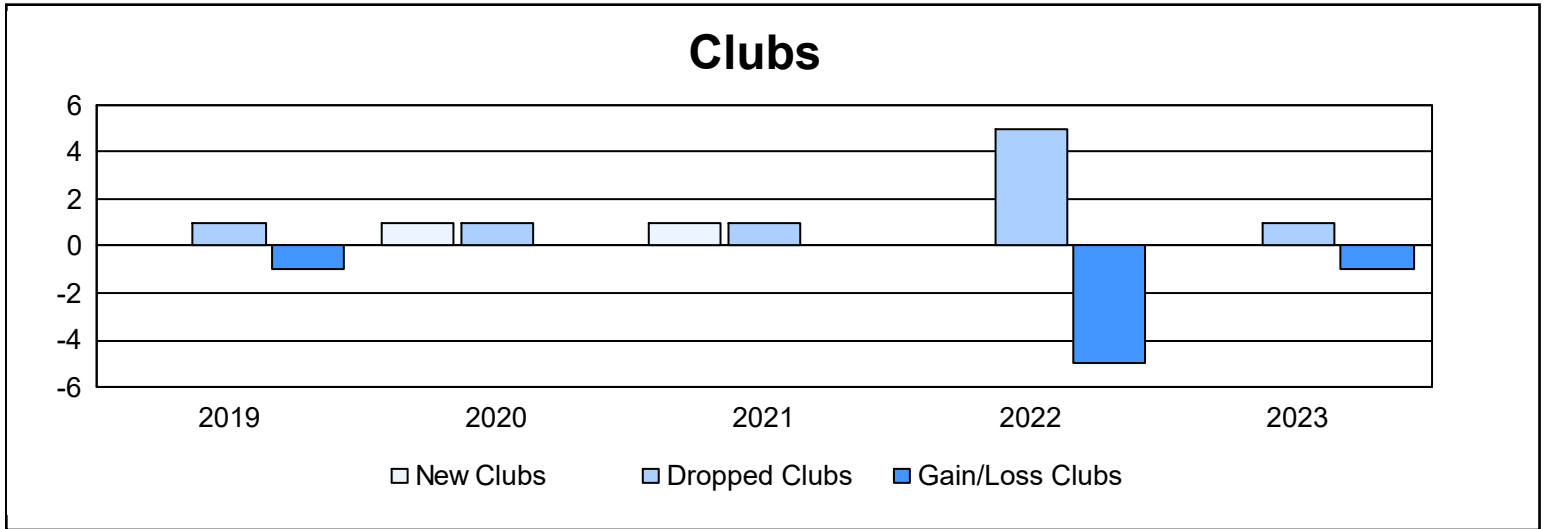
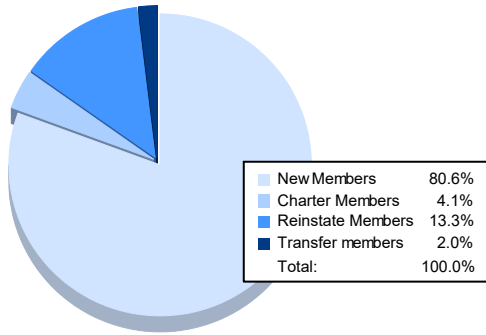


Year	New Clubs	Dropped Clubs	Gain/ Loss Clubs	New Members	Charter Members	Reinstate Members	Transfer Members	Total Member Added	Total Members Dropped	Gain/ Loss Members
2018-2019	0	1	-1	50	5	17	5	77	133	-56
2019-2020	1	1	0	39	27	8	1	75	93	-18
2020-2021	1	1	0	23	23	0	0	46	69	-23
2021-2022	0	5	-5	34	53	23	4	114	193	-79
2022-2023	0	1	-1	79	4	13	2	98	69	29
<b>Average</b>	<b>0</b>	<b>2</b>	<b>-1</b>	<b>45</b>	<b>22</b>	<b>12</b>	<b>2</b>	<b>82</b>	<b>111</b>	<b>-29</b>



### Membership Composition June 2023 Cumulative



### Gender Composition June 2023 Cumulative

